

# GETTING STARTED WITH




I don't have an ECLKC account!

**1.** Click **"Register Now"** on the ECLKC login page.




**2.** Input your preferred account username.




**3.** Enter your email address. Click **"Submit"**



**4.** Check your email— a confirmation link will be in your inbox. If it's not there, check your Junk folder.



**5.** Click the confirmation link.



**6.** Enter your first and last name.




**7.** Input your preferred password. Re-type your preferred password.



**8.** Choose a security question from the dropdown menu. Enter the answer security question you selected.



**9.** Click **"Register"**




# LOGGING INTO



## USING A COMPUTER

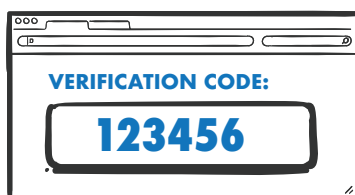
1. Enter your **ECLKC** account username and password on the **ECLKC** login page.
2. Click the **"Email Verification Code"** link.
3. Check the email address associated with your ECLKC account—the verification code will be in your inbox.



*\* If it's not there, check your Junk folder.*



4. Plug the verification code into the **"Verification Code"** box on the **ECLKC** login page.



5. Click **"Login."**



## USING A MOBILE DEVICE

1. Enter your **ECLKC** account username and password on the **ECLKC** login page.
2. Click the **Email verification code** link.
3. Plug the verification code into the **"Verification Code"** box on the **ECLKC** login page.

